



TILE & STONE FIXING EXPERT



W01 BOND REPAIR

SBR LATEX FOR
WATERPROOFING,
BONDING & REPAIR



For Internal & External Area



SBR Latex Based



No Leakages



Reduces Cracks



Multi-purpose



Low VOC



Available in 150 ml, 500 ml,
1 ltr, 5 ltr, 10 ltr & 20 ltr pack.



BOND REPAIR

DESCRIPTION

Roff Bond Repair is an SBR based latex specially developed to form a matrix with cement. It is used for waterproofing of toilets & bathrooms, small terraces & other wet areas too. It bonds strongly to old & new concrete and to plasters

and act as bonding agent. It is also used to repair spalled concrete – floors, columns, beams, chhajas, slabs. It reduces shrinkage, prevents cracking, dust pick up & improves abrasion resistance.

AREA OF USE

As a bond / passivator coat	For waterproofing	For Concrete repairs & mortars
<p>For bonding of new concrete to old concrete, masonry stonework, plastering, for pinhole treatment on concrete surface & passivator coat for bars</p>	<p>Small roof terraces, sunken portions of toilets & bathrooms, chhajas & lift pits, balconies & staircases, liquid & effluent tanks, car decks & walkways</p>	<p>Spalled concrete of floors, columns, beams, chhajas, slabs, parapets, screed, plaster & polymer modified mortar (PMM)</p>

FEATURES AND ADVANTAGES

- Multipurpose – use as a bonding agent, waterproofing coating, modifier for cement-sand mortar & concrete mixes
- It is economical product, easy to use.
- Non-Cracking – It prevents cracking by improving flexural strength.
- Improves the hardness, compression strength & prevents dust generation.
- Reduces shrinkage cracks & water permeability in concrete & mortar.
- Bonding – Bond strongly to concrete, masonry, stonework, plasters, cementitious surfaces, asphalt & most of the building materials.

- Erosion & corrosion – Improves erosion resistance & prevents corrosion.
- Excellent adhesion to reinforcement and concrete.
- Good as a bonding agent in repairs & renovations.

LIMITATIONS

It is recommended for basic & under tile waterproofing. For large interior basement walls waterproofing & other critical waterproofing, please connect with Roff Technical team.



BOND REPAIR

TECHNICAL INFORMATION

PERFORMANCE PROPERTIES

Testing Properties	Test Results
Appearance	White (Milky) Liquid
Density	1.01 ± 0.02 kg/ litre
pH Value	7.5 - 9.5
Solid content %	44 ± 1
Pot Life of mixed material with cement (1 : 1.5)	Minimum 2 hours
Bond Strength (ASTM C882)	> 3.5 N/mm ²
Water Permeability of waterproofing coating @ 5bar (EN 12390-8)	NIL
Colour of Cured Film	Grey
Adhesion on Concrete as per ASTM D 7234	> 0.5 N/mm ²
Resistance to water penetration (DIN 1048)	Passed with no water penetration
Compressive Strength (ASTM C109) - 28 days (OPC - 50 kg, Graded, Washed & Dry Sand - 150 kg, Water - 10 litre, RBR - 10 litre)	> 20 N/mm ²
Flexural Strength (ASTM C348), 28 days (OPC - 50 Kg, Graded, Washed & Dry Sand - 150 Kg, Water - 10 litre, RBR - 10 litre)	> 4 N/mm ²

Note : Test results are indicative as per testing method specified in standard. Test results may vary as per substrate, site condition & testing machine etc. Actual field performance will depend on installation methods and site conditions.

BOND REPAIR

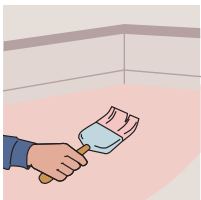
APPLICATION INSTRUCTIONS



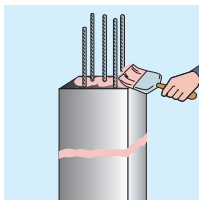
SUBSTRATE PREPARATION (Waterproofing/ Bond Coating)

- Surface must be clean, dry and in sound condition to ensure adequate adhesion.
- Remove all oil, grease, dust, loose particles and other foreign material.
- Fill all cracks, voids and bug-holes with an appropriate Crack Filler.
- Any surface defects should be repaired prior to application of membrane.
- All junction subject to movement shall be first sealed with Sealant
- Cracks due to shrinkage should be repaired with polymer modified mortar.

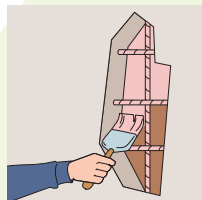
BOND COAT & WATERPROOFING COATING APPLICATION



Waterproof Coat



Bond Coat



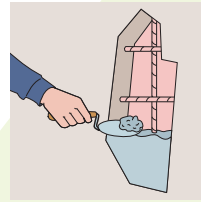
Passivator Coat

- For bond coat, mix 1 part of cement: 1 part of Roff Bond Repair and apply to the entire surface which is to be treated subsequently with RBR modified mortar.
- For waterproofing coat, mix 1.5 part of cement: 1 part of Roff Bond Repair and apply to the entire surface.

SUBSTRATE PREPARATION (Repair)

- Clean the surface with wire brush or scrubber to remove hidden dirt, loose particles, laitance & dust. Degrease the surface by using suitable solvents.
- Repair the spalled concrete portion by saw, cutting the extreme edges of the repair location to a depth of at least 10 mm to avoid featheredging & to provide strong bond.
- Clean the concrete surface to remove any contamination where breaking is not possible. Roughen the surface by light scabbling or grit blasting.
- Expose corroded rebar in the repairing area fully. Remove all loose scales & corrosion deposits and immediately clean the surface.
- Apply a passivator coat with 1 part cement: 1 part Roff Bond Repair, coat on cleaned reinforcement bar and allow to dry for 2-3 hours.

POLYMER MODIFIED MORTAR APPLICATION



Concrete Repair



Polymer Modified Mortar

For making polymer modified mortar mix Roff Bond Repair in the following proportion:

- Cement 50 kg + 150 kg sand (zone 2) + 10 litres of RBR, water 5 to 7 litres. Add 2 litres of water more, if needed.
- Apply this mortar by hand pressing over the bond coat, when it is tacky.
- Provide thickness of 25 mm of repair mortar over reinforcement, as the minimum concrete cover.
- Moisture cure for 24 hrs. then allow to dry out slowly.

Yield: 0.1 m³ Above mix 10 m² area at 10 mm thickness..



BOND REPAIR

PRECAUTIONS & NOTE

- Do not mix more mortar than can be used within 25 minutes.
- Do not add more water than recommended.
- Recommended dosage to be followed to achieve desired results.
- Humidity may prolong the drying process. Protect from direct rainfall/ foot traffic for at least 24 hours.
- Refer to product MSDS prior to use or for specific information.
- Pond test shall be carried out only after 72 hrs of air curing / drying for 2 days to check the leakage in waterproofing coating.

COVERAGE

- 10 litres Roff Bond Repair per 50 kg OPC cement.
- As a passivator coat - 1 : 1 (RBR : Cement) 2 -3 linear meter / litre for 25 mmØ bar at 1 mm thickness.
- As a bond coat - 1 :1 (RBR : Cement) will cover 2 to 3m²/ litre, depending on the roughness of the surface.
- As a waterproof coating - 1 : 1.5 (RBR: Cement) will cover 1.5 – 2m²/litre for 2 coats @ 300 microns thickness.

*Coverage may vary depending upon the texture and porosity of the surface.

PACKAGING

150 ml, 500 ml, 1 ltr, 5 ltr, 10 ltr, 20 ltr Pack

SHELF LIFE

18 months for sealed pack when stored under cover, out of direct sunlight, dampproof condition and protect from extremes of temperature.

SAFETY PRECAUTIONS

Keep out of reach of children. Wear suitable protective clothing, gloves and eyes/face protection. After contact with skin, wash immediately with plenty of clean water. In case of contact with eyes rinse immediately with plenty of clean water and seek medical advice. Limited to professional use only.

For more details please refer the relevant Material Safety Data Sheet, available on request.